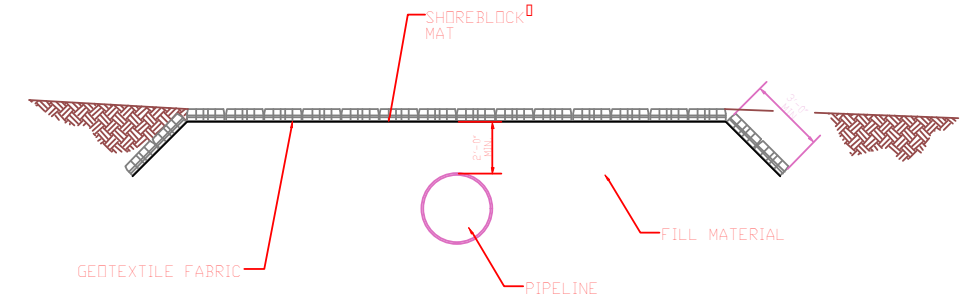
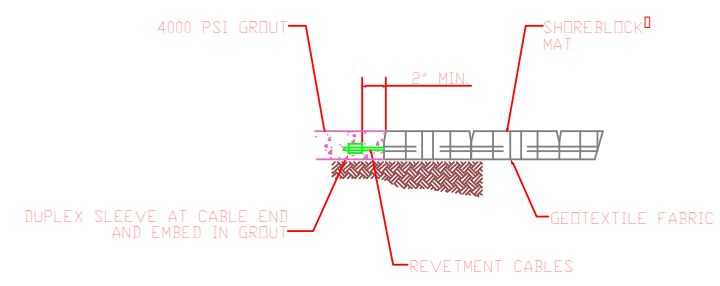


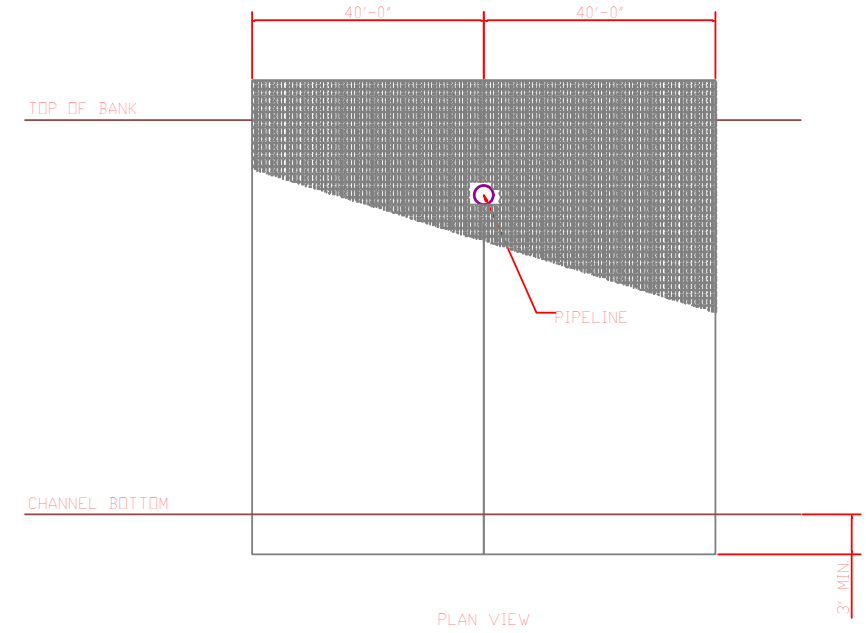
PLAN



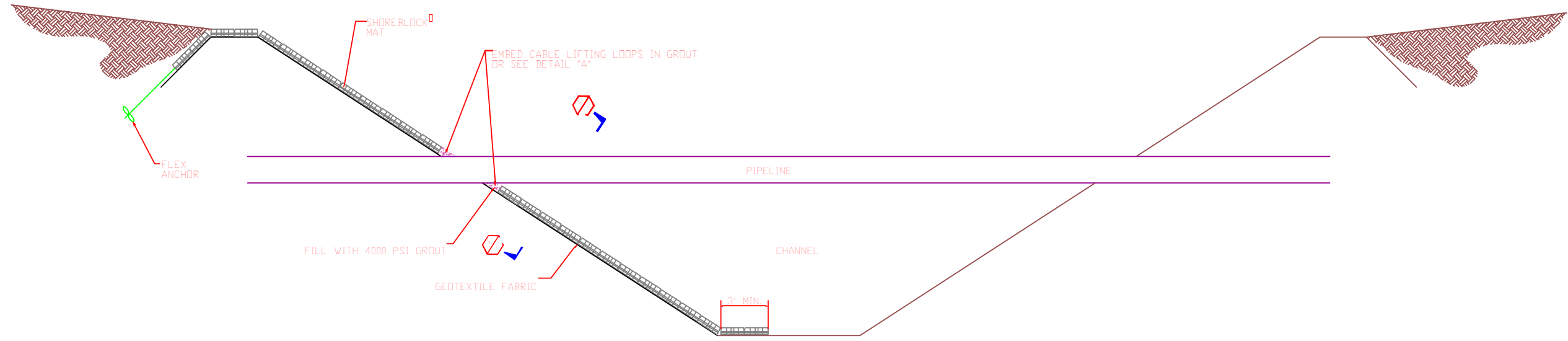
SECTION "A-A"



DETAIL "A"



PLAN VIEW



SHORETEC® L.L.C.

510 O'NEAL LANE
 Baton Rouge, Louisiana 70819
 (225) 408-1444 - Phone
 (225) 408-1445 - Fax
 www.shoretect.com

Client:		Title:		No.		Date		Revision		By	
		SHORETEC® PM PIPELINE MAT SERIES ONSHORE EXPOSED PIPELINE CROSSING									
Scale:	Drawn By:	File Name:	Project No:	Drawing No:							
N.T.S.	A. CASE			8							

DISCLAIMER
 THE INFORMATION CONTAINED HEREIN HAS BEEN COMPILED BY SHORETEC® LLC AND TO THE BEST OF OUR KNOWLEDGE, ACCURATELY REPRESENTS THE SHOREBLOCK® PRODUCT USE IN THE APPLICATIONS WHICH ARE ILLUSTRATED. FINAL DETERMINATION OF THE SUITABILITY FOR THE USE CONTEMPLATED AND ITS MANNER OF USE ARE THE SOLE RESPONSIBILITY OF THE USER. STRUCTURAL DESIGN AND ANALYSIS SHALL BE PERFORMED BY A QUALIFIED ENGINEER.

THIS DRAWING IS BEING FURNISHED FOR THIS SPECIFIC PROJECT ONLY. ANY PARTY ACCEPTING THIS DOCUMENT DOES SO IN CONFIDENCE AND AGREES THAT IT SHALL NOT BE DUPLICATED IN WHOLE OR IN PART, NOR DISCLOSED TO OTHERS WITHOUT THE CONSENT OF SHORETEC® L.L.C..